

DL-RS45 / 225 SINGLE PHASE.

240-440V AC 50-60Hz. **Zero-Crossing, logic control SSR**

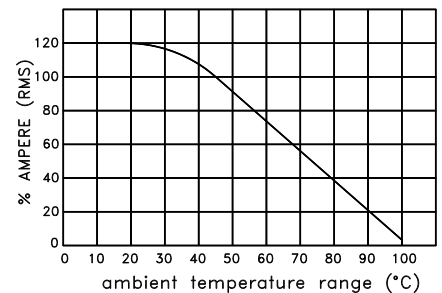
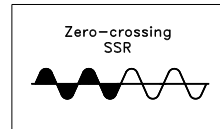
Static relay with double SCR antiparallel with speed fuse and alarm malfunctions.



MOD.	45A	65A	85A	125A	150A	180A	225A
Voltage supply	240-440V AC						
Electrical isolation	3500V						
I _{2t} max. (t=10mS)	0,75KA	1,5KA	2,8KA	5,7KA	11,4KA	37,5KA	55KA
Speed Fuse	63A	80A	100A	160A	200A	250A	280A
Voltage SCR	1200V pk						
Fan	NO	SI	SI	SI	SI	SI	SI

MAIN FEATURES :

The State Relays Series **DL-RS** are built to operate within a electrical panel to 100% of the rated current at ambient temperature of 45 ° C. Have within them Extra fast fuses for protection Short Circuit and varistors and RC for overvoltage protection. Using two SCR power in antiparallel for switching the current loads. They operate in Zero-crossing and are appropriate to control resistive loads steady. They are equipped with power terminals and assembled in a total structure of Aluminum. All versions have an Alarm with logic output that includes any abnormality comprised the Heatsink Overtemperature. Where provided, the fan is activated the fan is activated by the integrated probe at 42°C heatsink, thereby limiting improper use causing the accumulation of impurities in the heat exchange surfaces.



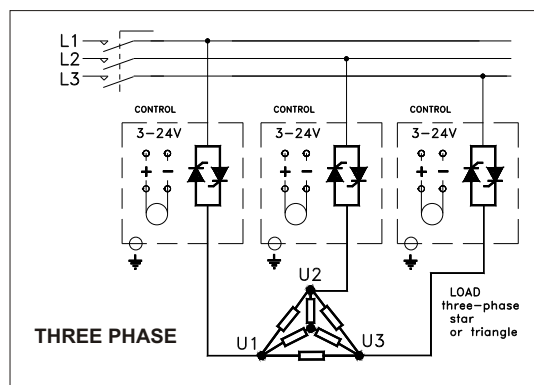
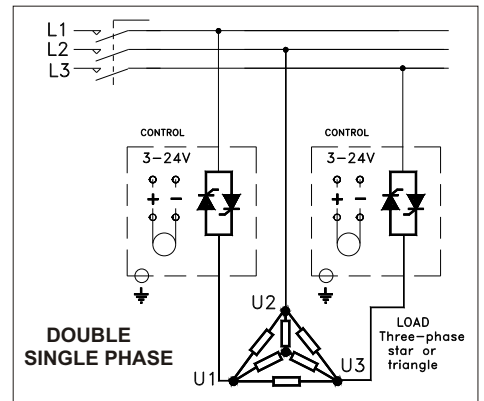
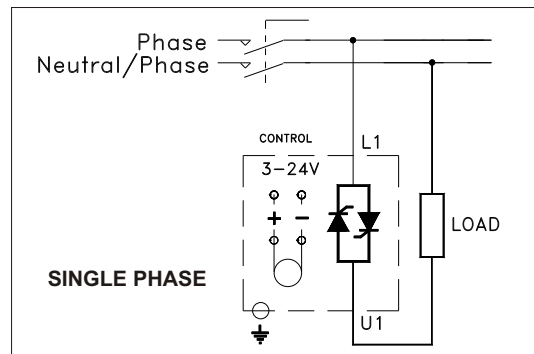
TECHNICAL DATA :

- POWER 24VDC 200mA (50mA for 45A versions)
- SIGNAL logic control SSR. Between 3 and 24V DC 2 mA.
- ACTION FAN: 42 ° C heat sink temperature and deactivation at 40 ° C.
- ALARM OUT 22V DC MAX. 20 mA, Intervention time 2 Sec.
- Internal diode for parallel connection.
- Alarms include:
 - 1) Rupture of the fuse.
 - 2) Break the total load.
 - 3) Breaking SCR.
 - 4) heat sink over 85 ° C.

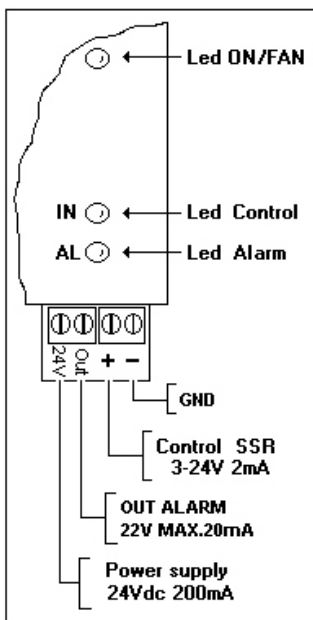
BEHAVIOR OF SIGNAL LED

- On the front of the relay are the following three visual LED.
- Led **ON / FAN**: Report with a pulse interval extended the presence of power control board. With **double-pulse** interval prolonged signals the activation of the cooling fan. With the **continuous lighting** signals the temperature overshoot permissible operating on the heat sink of 85 ° C with consequent activation of the output signal of **alarm**.
- Led **IN**: Operates in the presence of any control signal connected to terminal **IN**.
- Led **AL**: Indicates the presence of the following abnormalities (only after the first control signal) switches the output **AL**.

CONNECTION METHODS



ELECTRICAL CONNECTION CONTROL



CONNECTIONS NOTES:

In connections with method **DOUBLE SINGLE PHASE** and **THREE PHASE** the control signals must be unique and connected in parallel to ensure only one switching.

NOTES OPERATION DIAGNOSTICS:
 -OPERATING RELAY'DOUBLE-SINGLE PHASE FOR LOAD THREE PHASE STAR, NOT REPORT BREAKING LOAD PHASE DIRECT. OPERATING RELAY'DOUBLE-SINGLE AND THREE FOR LOAD THREE PHASE TRIANGLE, SIGNAL ALARM ONLY WITH BREAK TWO BRANCHES OF THE LOAD.